

This article was downloaded by: [University Of Gujrat]

On: 11 December 2014, At: 13:49

Publisher: Taylor & Francis

Informa Ltd Registered in England and Wales Registered Number: 1072954 Registered office: Mortimer House, 37-41 Mortimer Street, London W1T 3JH, UK



Molecular Crystals and Liquid Crystals

Publication details, including instructions for authors and subscription information:

<http://www.tandfonline.com/loi/gmcl20>

Synthesis and Nonlinear Optical Properties of Novel Polyurethane Containing CyanovinylNitroresorcinoxy Group

Ji-Hyang Lee^a, Kang Yun Choe^a & Ju-Yeon Lee^b

^a Institute of Basic Science, Department of Nano System Engineering, Inje University, Gimhae, Korea

^b Institute of Basic Science, Department of Chemistry and Nano System Engineering, Inje University, Gimhae, Korea

Published online: 17 Nov 2014.

To cite this article: Ji-Hyang Lee, Kang Yun Choe & Ju-Yeon Lee (2014) Synthesis and Nonlinear Optical Properties of Novel Polyurethane Containing CyanovinylNitroresorcinoxy Group, Molecular Crystals and Liquid Crystals, 599:1, 72-78, DOI: [10.1080/15421406.2014.935925](https://doi.org/10.1080/15421406.2014.935925)

To link to this article: <http://dx.doi.org/10.1080/15421406.2014.935925>

PLEASE SCROLL DOWN FOR ARTICLE

Taylor & Francis makes every effort to ensure the accuracy of all the information (the "Content") contained in the publications on our platform. However, Taylor & Francis, our agents, and our licensors make no representations or warranties whatsoever as to the accuracy, completeness, or suitability for any purpose of the Content. Any opinions and views expressed in this publication are the opinions and views of the authors, and are not the views of or endorsed by Taylor & Francis. The accuracy of the Content should not be relied upon and should be independently verified with primary sources of information. Taylor and Francis shall not be liable for any losses, actions, claims, proceedings, demands, costs, expenses, damages, and other liabilities whatsoever or howsoever caused arising directly or indirectly in connection with, in relation to or arising out of the use of the Content.

This article may be used for research, teaching, and private study purposes. Any substantial or systematic reproduction, redistribution, reselling, loan, sub-licensing, systematic supply, or distribution in any form to anyone is expressly forbidden. Terms & Conditions of access and use can be found at <http://www.tandfonline.com/page/terms-and-conditions>

Synthesis and Nonlinear Optical Properties of Novel Polyurethane Containing Cyanovinylnitroresorcinoxy Group

Ji-Hyang Lee,¹ Kang Yun Cho,¹ and Ju-Yeon Lee^{2,*}

¹Institute of Basic Science, Department of Nano System Engineering, Inje University, Gimhae, Korea

²Institute of Basic Science, Department of Chemistry and Nano System Engineering, Inje University, Gimhae, Korea

Novel X-type polyurethane 5 containing 4-(2'-carbomethoxy-2'-cyano)vinyl-6-nitroresorcinoxy groups as nonlinear optical (NLO) chromophores, which constitute part of the polymer backbone, was prepared and characterized. Polyurethane 5 is soluble in common organic solvents such as acetone and N,N-dimethylformamide. It shows thermal stabilities up to 260°C from thermogravimetric analysis with glass transition temperature obtained from differential scanning calorimetry near 108°C. The second harmonic generation (SHG) coefficient (d_{33}) of poled polymer film at 1064 nm fundamental wavelength is 9.83×10^{-9} esu. Polymer 5 exhibits a high thermal stability even at 2°C higher than T_g , and no significant SHG decay is observed below 110°C, which is acceptable for nonlinear optical device applications.

Keywords Differential scanning calorimetry (DSC); dipole alignment; NLO; polyurethane; SHG coefficient; thermogravimetric analysis (TGA)

Introduction

Second-order nonlinear optical (NLO) polymers have been extensively studied during the past decades because of their several advantages for photonic applications, such as high-speed optical switches and electro-optic modulators [1–4]. In the developments of NLO polymers, stabilization of electrically induced dipole alignment is one of important considerations. Several approaches to minimize the randomization have been proposed such as the use cross-linking methods [5–6], the utilization of high T_g polyimides [7–8], and H-shape polymers [9]. Polyurethane matrix forms extensive hydrogen bond between urethane linkages, with increased rigidity preventing the relaxation of induced dipoles [10]. In general, main-chain NLO polymers exhibit good thermal stability of dipole alignments, but they often have poor solubility in organic solvents and difficulty in poling. Side-chain NLO polymers have good solubility, but they often suffer from poor stability of dipole alignments at high temperatures. Recently we reported novel NLO polyurethanes containing dioxybenzylidenecyanoacetate [11] with enhanced thermal stability of dipole alignments.

*Address correspondence to Ju-Yeon Lee, Institute of Basic Science, Department of Chemistry and Nano System Engineering, Inje University, 607 Obang-dong, Gimhae 621-749, Korea. Tel.: +82-55-320-3221; Fax: +82-55-321-9718. E-mail: chemljy@inje.ac.kr

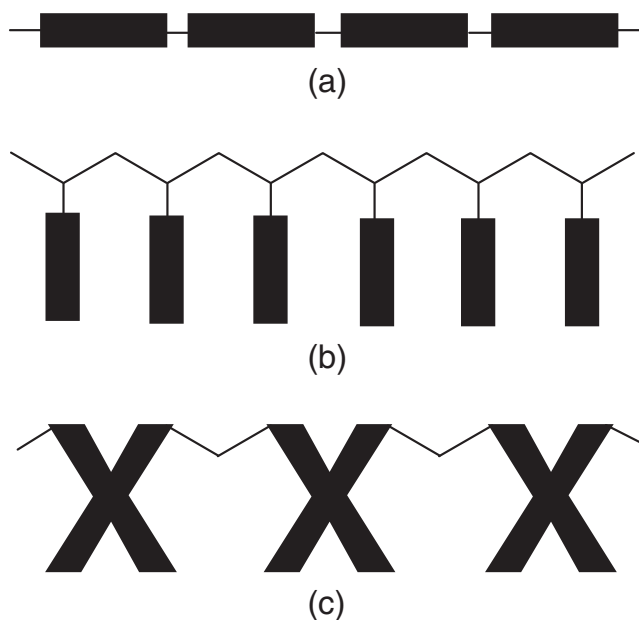


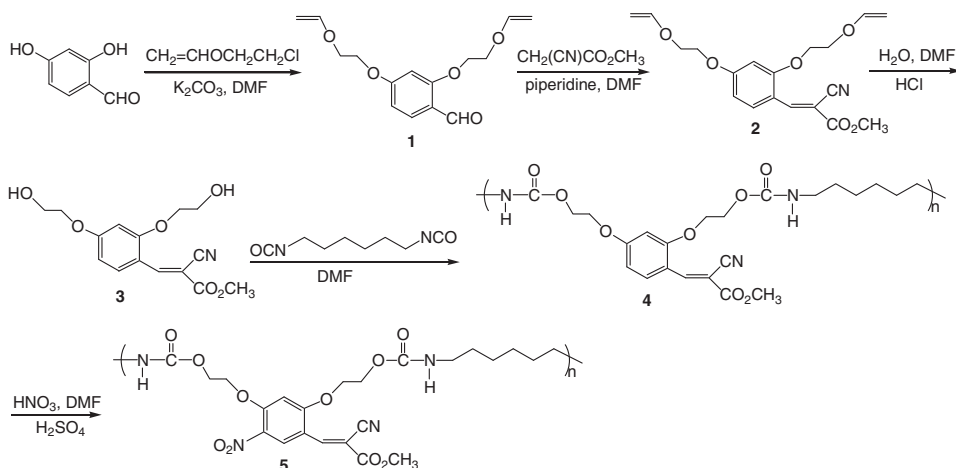
Figure 1. Main Chain NLO polymers (a), side chain NLO polymers (b), and X-type NLO polymers (c).

In this work, we have prepared novel polyurethane containing 4-(2'-carbomethoxy-2'-cyano)vinyl-6-nitroresorcinoxy groups as NLO chromophores. We selected the latter as NLO chromophores because they are expected to have higher optical nonlinearities than those without nitro group due to a quadruple conjugation and planarity of the dipole moments. Furthermore, these 4-(2'-carbomethoxy-2'-cyano)vinyl-6-nitroresorcinoxy groups can be incorporated into novel X-type NLO polyurethane (see Fig. 1c), and this NLO polyurethane has not yet been described in the literature. This X-type NLO polymer, similar to the Y-type [11], is expected to have the merits of both main-chain and side-chain NLO polymers, namely stable dipole alignment and good solubility. After confirming the structure of the resulting polymer, we investigated its electro-optic properties. We now report the results of the initial phase of the work.

Experimental

Materials

Compounds **1–3** and polymer **4** was prepared according to a procedure similar to that reported already [11]. A representative synthetic procedure for polymer **5** was as follows. Polymer **4** (4.75 g, 0.01 mol) was dissolved in 22 mL of DMF at room temperature and stirred for 30 min. The reaction mixture was cooled with ice bath, added 4 mL of sulfuric acid, and stirred for 30 min. A mixture of nitric acid (9 mL) and sulfuric acid (9 mL) were added drop-wise to the solution and stirred for 24 hr at 0°C. The reaction mixture was poured to 500 mL of ice water and the precipitated polymer was separated with suction. The polymer was further purified by extraction in a Soxhlet extractor with



Scheme 1. Synthetic scheme and structure of polymer **5**.

methanol and dried under vacuum, giving 4.68 g (90% yield) of polymer **5**. Inherent viscosity (η_{inh}) = 0.28 dL/g (c = 0.5 g/dL in DMSO at 25°C). ^1H NMR (DMSO- d_6) δ 1.13–1.39 (m, 8H, $-(\text{CH}_2)_4-$), 2.86–2.98 (m, 4H, 2-N- CH_2-), 3.76–3.83 (m, 3H, $-\text{COOCH}_3$), 4.243–4.38 (m, 8H, 2 -O- $\text{CH}_2-\text{CH}_2-\text{O}-$), 6.73–6.79 (m, 2H, 2-NH-), 7.21–7.33 (d, 1H, aromatic), 8.18–8.25 (m, 1H, aromatic), 8.53–8.56 (m, 1H, Ph-CH=). IR (KBr) 3335 (s, N-H), 2933, 2855 (m, C-H), 2220 (w, CN), 1710 (s, C=O), 1656, 1582 (s, C=C) cm^{-1} . Anal. Calcd for $(\text{C}_{23}\text{H}_{28}\text{N}_4\text{O}_{10})_n$: C, 53.07; H, 5.42; N, 10.76. Found: C, 53.16; H, 5.48; N, 10.71.

Measurements

IR, ^1H NMR, and UV-visible spectra were obtained with a Varian FT IR-1000 IR spectrophotometer, Varian VNMRs 500 MHz NMR spectrometer, and SECOMAM Model UVIKON XS 99-90289 spectrophotometer, respectively. T_g values were measured on a TA 2920 differential scanning calorimeter (DSC) in a nitrogen atmosphere. TA Q50 thermogravimetric analyzer (TGA) with a heating rate of 10°C/min up to 800°C was used for the thermal degradation study of polymers under nitrogen. The number average molecular weight were estimated by gel permeation chromatography (GPC) (columns styragel HR5E4E; solvent THF). The alignment of the NLO chromophore of the polymer was carried out by corona poling method. The refractive index of the polymer sample was measured by the optical transmission technique [12]. Second harmonic generation (SHG) measurements were made using a Maker fringe technique [13].

Results and Discussion

Synthesis and Characterization of Polymer 5

The synthetic route for polymer **5** is presented in Scheme 1. Diol **3** was polyadded with 1,6-hexamethylenediisocyanate in a dry DMF solvent to yield polyurethane **4**. Polymer **4** was reacted with nitric acid and sulfuric acid in anhydrous DMF to yield novel polyurethane

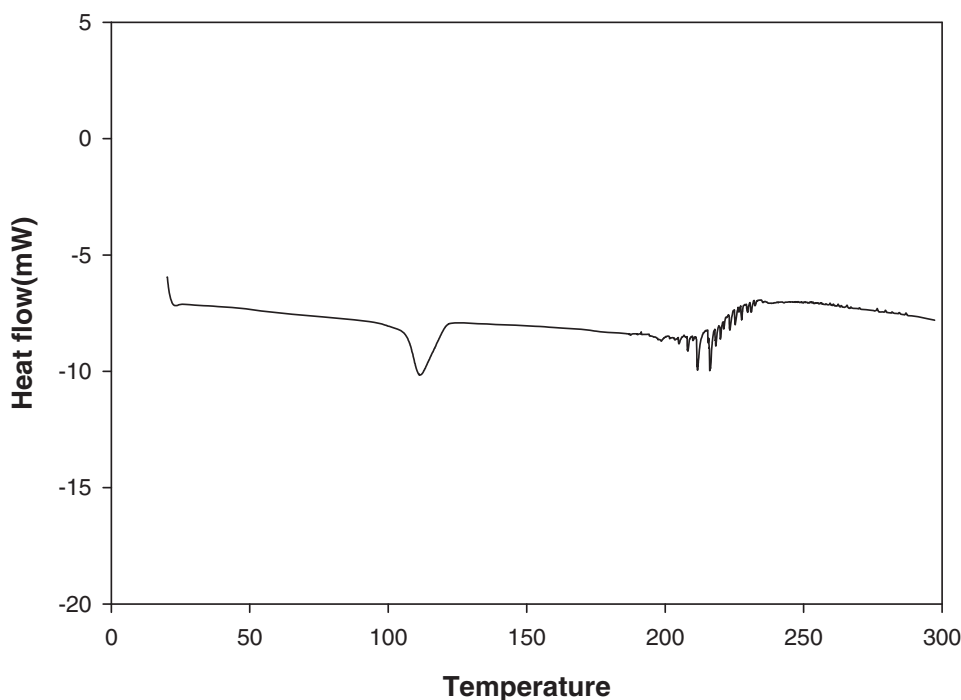


Figure 2. DSC thermogram of polymer **5** obtained at a heating rate of 10°C/min under nitrogen.

5 containing 4-(2'-carbomethoxy-2'-cyano)vinyl-6-nitroresorcinoxy groups as NLO chromophores. The chemical structure of the polymer was identified using ^1H NMR, IR spectra, and elemental analysis. The chemical shifts of the polymer **5** in ^1H NMR spectrum are consistent with the proposed polymer structure. The signal at 6.73–6.79 ppm assigned to the amine proton indicates the formation of urethane linkage. The IR spectrum of polymer **5** shows strong absorption peak near 2220 cm^{-1} indicating the presence of nitrile group. The spectrum also shows a strong carbonyl peak near 1710 cm^{-1} indicating the presence of urethane bond. These results are consistent with the proposed structure. The molecular weights were determined using GPC with polystyrene as the standard and THF as the eluent. M_n of the polymer **5**, determined using GPC, is $14,500\text{ g mol}^{-1}$ ($M_w/M_n = 1.98$). The polymer **5** is soluble in common solvents such as acetone, DMF, and DMSO, but is not soluble in methanol and diethyl ether. The inherent viscosity is 0.28 dL/g. The striking feature of this polymerization system is that it gives unprecedented X-type NLO polymers, in which the pendant NLO chromophores are part of the polymer backbone. This X-type NLO polymer is expected to have the advantages of both main-chain and side-chain NLO polymers. Thus, we obtained new NLO polyurethane with side-chain and main-chain characteristics. Having obtained the well defined X-type polyurethane **5**, we investigated its properties.

Thermal Properties of Polymer

The thermal behavior of the polymer was investigated using TGA and DSC to determine the thermal degradation pattern and glass transition temperature (T_g). The TGA thermogram of

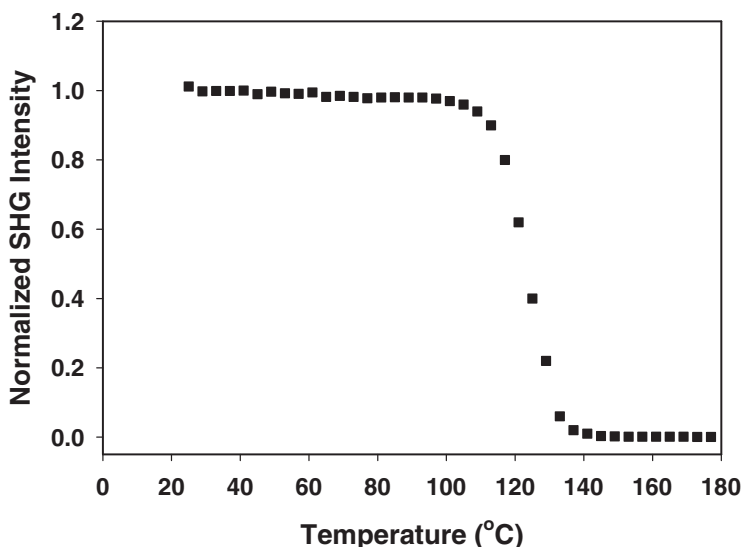


Figure 3. Normalized SHG signal of polymer **5** as a function of temperature at a heating rate of 4°C/min.

the polymer **5** is shown in Fig. 2. Polymer **5** has a thermal stability up to 260°C according to its TGA thermogram. The T_g value of the polymer **5** measured using DSC is near 108°C.

Nonlinear Optical Properties of Polymer

The NLO properties of polymers were studied using the SHG method. To induce non-centrosymmetric polar order, the spin-coated polymer films were corona-poled. As the temperature was raised gradually to 5–10°C higher than T_g , a corona voltage of 6.5 kV was applied and this temperature was maintained for 30 min. The films were cooled to room temperature in the presence of the electric field. Finally, the electric field was removed. SHG measurements were performed at a fundamental wavelength of 1064 nm with a mode locked Nd-YAG laser and optical parametric oscillator. In order to determine the microscopic second-order susceptibility of the polymer, the angular SHG dependence was recorded. The SHG values were compared with those obtained from a Y-cut quartz plate. To calculate the d_{31} and d_{33} values, both *s*-polarized and *p*-polarized IR laser were directed at the samples. The NLO properties of polymer **5** are summarized in Table 1. SHG coefficients (d_{33}) were derived from the analysis of measured Maker-fringes with the Pascal

Table 1. Nonlinear optical properties of polymer **5**

Polymer	d_{33}^b (esu)	d_{31}^b (esu)	Film thickness ^c (μm)	<i>n</i>	d_{33}/d_{31}
5	9.83×10^{-9}	3.46×10^{-9}	0.62	1.618	2.84

^aSHG coefficients (d_{33}) were derived from the analysis of measured Maker-fringes [13].

^bFilm thickness was determined by the optical transmission technique [12].

fitting program according to the literature procedure [13]. The values of d_{31} and d_{33} for polymer **5** are 3.46×10^{-9} and 9.83×10^{-9} esu, respectively. This d_{33} value is higher than that of the Y-type polyurethane containing dioxybenzylidenecyanoacetate, which is near 8.43×10^{-9} esu [11].

To evaluate the high-temperature stability of the polymer, we studied the temporal stability of the SHG signal. Fig. 3 shows the dynamic thermal stability study of the NLO activity of a film of polymer **5**. To investigate the real time NLO decay of the SHG signal of the poled polymer film as a function of temperature, *in situ* SHG measurement was performed at a heating rate of 4°C/min from 30 to 200°C. The polymer film exhibits a high thermal stability even at 2°C higher than T_g , and no significant SHG decay is observed below 110°C. In general, side-chain NLO polymers lose the thermal stability of dipole alignment below T_g . Stabilization of dipole alignment is a characteristic of main-chain NLO polymers. The enhanced thermal stability of second harmonic generation of polymer **5** is due to the stabilization of dipole alignment of NLO chromophores, which stems from the partial main-chain character of the polymer structure. Thus, we obtained a new type of NLO polyurethane with stable dipole alignment and good solubility.

Conclusions

We synthesized novel X-type polyurethane **5** with pendant NLO chromophores, which are part of the polymer main chain. This X-type NLO polyurethane is soluble in common organic solvents. The resulting polymer **5** shows a thermal stability up to 260°C from TGA thermogram with T_g value near 108°C. The SHG coefficient (d_{33}) of corona-poled polymer film is 9.83×10^{-9} esu. Polymer **5** exhibits SHG stability up to 110°C. This high thermal stability of optical nonlinearity stems from the stabilization of dipole alignment of the NLO chromophores, which constitute part of the polymer backbone. We are now in the process of measuring other properties of the polymer and the full accounts of the work will be reported shortly.

Funding

This research was supported by Basic Science Research Program through the National Research Foundation of Korea (NRF) funded by the Ministry of Education, Science and Technology (No. 2010-0020951).

References

- [1] Burland, D. M., Miller, R. D., & Walsh, C. (1994). *Chem. Rev.*, 94, 31.
- [2] Usui, H., Kikuchi, F., Tanaka, K., Watanabe, T., & Miyata, S. (2002). *IEICE Trans. Electron.*, E85-C, 1270.
- [3] Ikeda, T., Tadaki, Y., Funajima, R., Tatewaki, Y., & Okada, S. (2011). *Mol. Cryst. Liq. Cryst.*, 539, 142.
- [4] Kazjar, F., Puntus, L. N., Rau, I., Sergeeva, E. V., & Lyssenko, K. A. (2012). *Mol. Cryst. Liq. Cryst.*, 554, 22.
- [5] Lee, J. W., & Kawatsuki, N. (2009). *Mol. Cryst. Liq. Cryst.*, 498, 59.
- [6] Mori, Y., Nakaya, K., Piao, X., Yamamoto, K., Otomo, A., & Yokoyama, S. (2012). *J. Polym. Sci. Part A: Polym. Chem.*, 50, 1254.

- [7] Tsutsumi, N., Morishima, M., & Sakai, W. (1998). *Macromolecules*, 31, 7764.
- [8] Liu, J.-G., Nakamura, Y., Shibasaki, Y., Ando, S., & Ueda, M. (2007). *J. Polym. Sci. Part A: Polym. Chem.*, 45, 5606.
- [9] Li, Z., Qui, G., Ye, C., Qin, J., & Li, Z. (2012). *Dyes. Pigm.*, 94, 16.
- [10] Woo, H. Y., Shim, H.-K., & Lee, K.-S. (2000). *Polym. J.*, 32, 8.
- [11] Lee, J.-Y., Park, E.-J., Lee, H., & Rhee, B. K. (2002). *Polym. Bull.*, 48, 233.
- [12] Cisneros, J. I. (1998). *Appl. Opt.*, 37, 5262.
- [13] Herman, W. N., & Hayden, L. M. (1995). *J. Opt. Soc. Am. B.*, 12, 416.